



60 West Lincolnway
Valparaiso, IN 46383
219-462-1700

Sheep's Clothing

knitting supply
www.knitdoctor.com

Fall 2009

Fashion Show & Tea

Sunday, Nov 8
Aberdeen Manor
1 to 4 pm

Customer Fashion Show

Silent Auction of shop sample garments
Sweet and Savory Foods

Proceeds benefit women in Northwest
Indiana facing the challenge of a
breast cancer diagnosis

Reservations required

\$30



Sale Week:
Saturday, September 26,
–Saturday, October 3
10% off storewide

Closed Labor Day, Monday, September 7
Closed Saturday, September 12, Popcorn Fest

Late Hours:
Weekday evenings
we are open till 7pm.
Thursday till 9pm.

Sheep's Clothing
Fall, 2009 News

Beginning Classes

Knitting for Beginners

Learn to knit by making swatches of basic stitches. Emphasis is placed on learning to "see" your stitches so that you can become a confident knitter. Class also includes a taste of lace, cable, and color knitting.

Haven't knit in years? You may find it very helpful to begin at the very beginning and take this four week class, even though you did knit in a previous life. It will give you a very solid foundation and make your renewed knitting life much easier.

Tuesday	Sept 15, 22, 29, Oct 6	7 to 9 pm
Saturday	Oct 3, 10, 17, 24	10:30 am to 12:30 pm
Monday	Oct 12, 19, 26, Nov 2	7 to 9 pm
Friday	Oct 30, Nov 6, 13, 20	1 to 3 pm

\$60 includes yarn, needle, book, & toolkit

Crochet for Beginners

Begin your crochet future with a set of 3 classes designed to get you comfortable with the basic crochet stitches. You will begin with the classic granny square and a v-stitch scarf. You will quickly get exposed to both written directions and charts.

Monday	Sept 21, 28, Oct 5	7 to 9 pm
--------	--------------------	-----------

\$60 includes yarn, hook, & booklet

Beginner Project

Graduates of Knitting for Beginners add working on circular needles and double points to their skill set. Make a traveling rib hat and a cable and lace scarf designed to review and practice your budding knitting skills.

Tuesday	October 13, 20, 27	7 to 9 pm
Saturday	November 7, 14, 21	10:30 am to 12:30 pm
Monday	November 9, 16, 23	7 to 9 pm

\$36 plus supplies

Ongoing Classes

Open Knit:
every Wednesday, 10am to noon

NOK

Night Owl Knitters:
Friday evening preceding 2nd and 4th
Saturdays of every month at 7pm



Kids Knit:
every Wednesday, 4 to 5 pm


Early Bird Knitters:
1st and 3rd Saturday
of every month at 8am

Missed a class?
Thursday night is an ideal
time to come in and get caught
up on your class project.
Open until 9 pm.



www.knitdoctor.com



**Sheep's
Clothing**

Sheep's Clothing
Fall, 2009 News

Fall Classes

To register call
219-462-1700

3-D Crochet

This class is designed to help you experience the fun and creative side of crochet. With one ball of Noro self-striping yarn, you will work a large granny square, one of the very easiest of crochet motifs. Then we will choose a variety of coordinating scrap yarns from the shop stash. Using chain stitch, single and double crochet, you will add free form, 3-D embellishments to your square. You may have so much fun that you decide to make 12 squares and join them into a dramatic afghan.

Monday
Oct 12, 19, 26
7 to 9 pm
\$45 plus yarn
Teacher: Paula

Broomstick Lace Crochet Cardigan

Broomstick crochet or Jiffy Lace was popular in the '70's. This lace was indeed worked on broomsticks and may have been a pioneer technique to produce thick, warm items quickly. The Stitch Diva's broomstick cardigan will be worked with a small crochet hook and a big knitting needle. No broomsticks required. We think you will agree that Koigu is a perfect yarn choice.

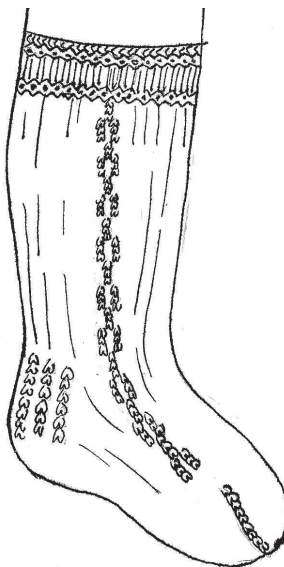
Monday
Nov 2, 9, 16, 23
7 to 9 pm
\$50 plus leaflet & yarn
Teacher: Paula

Dalarna Sock: Knitting on the Road

The Sock Train is stopping in Sweden next. The Dalarna Sock begins with Tvaandstickning, or twined knitting, which was a big part of the knitting tradition in this part of the world.

This is the third in a series of classes based on the book, Knitting on the Road by Nancy Bush. The sock train will be stopping at a new European destination each class session. Each sock will have new features inspired by the destination and designed to delight and motivate experienced sock knitters. Hop on or hop off the sock train at any time you choose.

Saturday
Oct 3, 17, 24
8 to 10 am
\$42 plus book and yarn
Teacher: Kate



www.knitdoctor.com
To register call
219-462-1700

Dear Knit Doctor,
I've been there, done that
with scarves and smaller
knitting projects and feel
that it is time to move on
to a larger project, but I'm
just not in a good place
right now to think about a
whole sweater project.


Commitment Issues
Hobart, Indiana
Dear Commitment Issues,
The tabard is the perfect
project for you. Big yarn-
big needles--no sleeves--no
seams. You'll have something
to wear in no time.

Socks:Cuff Down

Learn socks in the traditional western European method. Beginning with the straight cuff will give you plenty of time to get comfortable knitting in the round on small needles before learning the intricacies of shaping the heel and toe. You will finish by closing your toe with kitchener stitch so that there will be no seam at the toe of your socks.

Monday
Sept 14, 21, 28, Oct 5
7 to 9 pm
Or
Thursday
Oct 15, 22, Nov 5, 12
7 to 9 pm
Teacher: Kate
\$48 plus supplies

Class
Supplies
always
10% off



Felt Clogs & Flip Flops

Knit your own shoes? Well--almost. Choose flip flops or clogs in this class. The flip flops are from a Kalamazoo Knits pattern. The clogs are a Fiber Trends pattern. Both patterns will improve your pattern navigation skills as you work through the wrap and turns and increases used for shaping. Both these projects work well with Denise interchangeable needles. You will also have the options to embellish with needle felting.

Tuesday
Oct 6, 13, 20
3 to 5 pm

OR
Tuesday
Nov 3, 10, 17
7 to 9 pm
\$42 plus supplies
Teacher: Susan

Socks: Toe Up

This sock is an exact upside down version of the traditional western European sock. Begin at the toe with a figure 8 double-sided cast on and immediately begin increasing for the foot. Once you navigate the heel you can knit the cuff to desired length and end your sock with our favorite non-binding cast off.

Saturday
Sept 26, Oct 3, 10, 17
3 to 5 pm
\$48 plus supplies
Teacher: Heidi

Crochet on Knitting

Crochet can be the best answer to how to finish a knitted piece. Join BJ in this class designed to give knitters the confidence to edge their pieces with crochet.

Friday
Oct 2, 9
1 to 3 pm
\$40 plus yarn
Teacher: BJ

Felt Tote

Begin with a very loosely knitted fabric. Toss in the wash where you will carefully watch the shrinking process. Felting will smooth over any inconsistencies in your knitting. This beginner friendly design is packed with lessons to apply to future projects: crochet cast on, picking up stitches, and planning effective color stripes.

Tuesday
Oct 6, 20, Nov 10
7 to 9 pm
\$36 plus supplies
Teacher: Kate

Irish Aran Cabled Scarf

This class is step one to achieving your goal of knitting Irish Aran sweaters. You will learn cable knitting from Debbie as she learned it from our Irish friend, Rosaleen Hegarty. This method teaches you to see the flow of the stitches and makes knitting a joy.

Monday
Sept 21, 28, Oct 5
7 to 9 pm
OR
Thursday
Oct 22, 29, Nov 5
1 to 3 pm
\$40 plus yarn
Teacher: Debbie

Irish Aran Cabled Hat

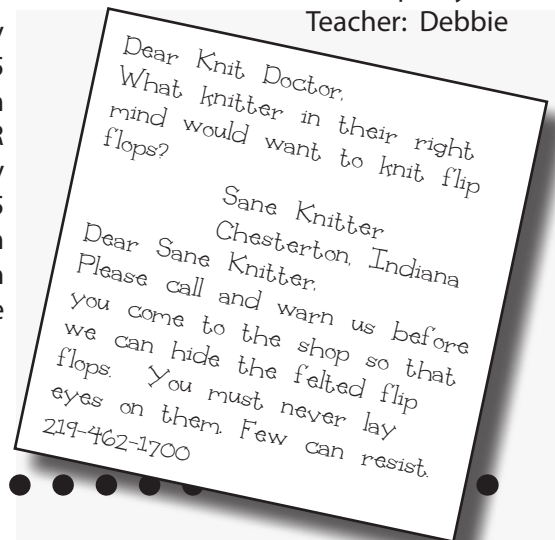
Step two on your Aran journey--make an Irish Aran hat to match your scarf. You will learn how the size of the diamond motif determines the size of the hat, and how to let the diamond shape guide the decreases for the crown of the hat.

Monday
Oct 12, 19
7 to 9 pm
OR
Thursday
Nov 12, 19
1 to 3 pm
\$26 plus yarn
Teacher: Debbie

Irish Aran Cables: Crew

Are you ready? Graduates of Irish Aran Cable Scarf & Hat classes can easily tackle their first Aran sweater project, a crew neck pullover. This unisex sweater is done in the Carroll family pattern. Debbie will incorporate all the good practices she has learned from Rosaleen Hegarty, our Irish connection. She will share with you the precise ways that all the details are managed in quality production knitting in Ireland.

Monday
Oct 26, Nov, 2, 9, 23, Dec 7
7 to 9 pm
\$60 plus yarn
Teacher: Debbie



Maggiknits

Come visit the shop to see Maggi's new designs for the season. Knit the stunning cardie and skirt combo in wool tweed or choose the lighter weight linen version. There is also a new purse design. The Multi Mix Yarn Shawl, with its split cowl neck, is a fun option, as are any of the designs from Maggiknits books.

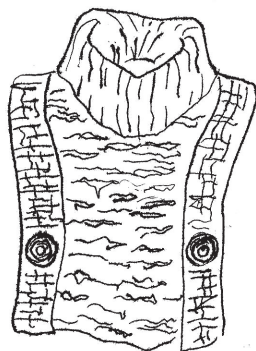

Maggi's designs combine simple stitch patterns to give the knitter variety. It's impossible to get bored doing a Maggi piece because you are never knitting the same thing for very long. The overall appearance is a timeless, high fashion statement look, making Maggiknits a good wardrobe investment over time and a fun knit now.

Thursday
Sept 24, Oct 1, 8, 15
7 to 9 pm
OR
Saturday
Oct 31, Nov 7, 14, 21
1 to 3 pm
\$50 plus supplies
Teacher: Debbie

Simply Sensational Scarf

The Simply Sensational Scarf is a great introduction to lace knitting. The twelve-row repeat will not be daunting, even to the first time lace knitter. You'll also learn to read knitting charts. Heidi, our resident lace-knitting expert, will give you many strategies to keep on track and enjoy lace knitting.

Wednesday
Sept 16, 23, 30
7 to 9 pm
\$36 plus yarn & pattern
Teacher: Heidi



Knit to Fit: Tabard

A tabard is a sleeveless garment that pops over the head and is open at the sides. Think of a sandwich board and you have the basic idea of a tabard. Susan's Knit to Fit version of this garment is worked top down and has an extravagant cowl neckline. It is a design that is flattering to a variety of body types. As with all Knit to Fit designs, it can be worked in many fibers, but this design is particularly well suited to thicker, fast knitting yarns worked on big needles.

Wednesday
Oct 7, 14, 21, 28
7 to 9 pm
\$50 plus supplies
Teacher: Susan

Knit to Fit: Cowl neck

A new Knit to Fit variation on the top down raglan cardigan comes your way this fall. We'll begin with a wide boat neck and work down. Then we'll pick up stitches along the boat neck and work a cowl neck going up. As with all knit to fit classes, there will be many fiber and finishing options.

Tuesday
Sept 29, Oct 13, 27, Nov 10, 24
7 to 9 pm
\$60 plus supplies
Teacher: Paula

Knit to Fit: Graph Paper Sweater

This knit to fit design is highly recommended for those new to sweater knitting. A simple knit and purl basket weave pattern gives us several advantages. It makes an attractive all over pattern that lays flat and needs minimal edging and finishing. Row and stitch counting will be a snap because our grid design allows us to see clearly how the parts of the sweater line up with one another. Your mattress stitch seams will be flawless because your sweater will be planned to make this finishing task a joy instead of a chore. Your graph paper sweater will be a first sweater to be proud of and the experience will make it much easier for you to understand and tackle other sweater designs.

Saturday
Sept 26, Oct 10, 24, 31, Nov 14
8 to 10 am
\$60 plus supplies
Teacher: Paula

Mittens

Master our basic mitten pattern and you will never be more than a few hours away from a new pair of mittens. Your mittens will be worked in the round on double pointed needles. Your class project will be worked in heavy worsted to bulky weight yarn, but your class takeaway will be a pattern that allows you to work mittens in most any size with most any yarn. We'll also talk about modifying your pattern to make wrist warmers and flip top mittens.

Saturday
Sept 26, Oct 3, 10
1 to 3 pm OR
Wednesday
Nov 4, 11, 18
7 to 9 pm
\$36 plus supplies
Teacher: Susan

Every class you take
at Sheep's Clothing
comes with a
Make Your Own Sale Day
coupon.

Shadow Knitting

Shadow knitting uses garter stitch and stocking stitch to create an illusion that looks like a hologram. Shapes appear and disappear as the wearer or the observer moves. Kate has designed a beautiful scarf with diamond motifs that you will enjoy knitting while learning this technique. You will also learn how to chart your own shadow knitting.

Thursday
Sept 24, Oct 1, 8
7 to 9 pm

OR
Saturday
Nov 7, 14, 21
3 to 5 pm
\$40 plus yarn
Teacher: Kate

Top Down Zippered Jacket

Is there a man on your sweater list? Knitting a warm, casual garment for a woman? This top down zippered sweater design by Knitting Pure and Simple is the answer to both needs. The sweater itself needs minimal finishing. Heidi will guide you through a flawless zipper installation or help you with the optional button band instead.

Wednesday
Oct 28, Nov 4, 11, 18
7 to 9 pm
\$48 plus pattern & yarn
Teacher: Heidi

Victorian Bead Knitted Amulet Bag

Proper Victorian ladies may have used an amulet bag like this one to keep their smelling salts handy. We can just enjoy it as a beautiful little beaded necklace. We'll strand our seed beads on to perle cotton thread and use tiny 0000 size needles to do the knitting. It's way easier than it looks.

Friday
Sept 18, 25
1 to 3 pm
\$25 plus kit and needles
Teacher: Paula

Knit to Fit: Koigu Ripple

The summer class had great success with our published design that appeared in the Spring 2009 issue of Vogue Knitting. They came up with many beautiful color combinations. (See them on the runway November 8th at our fall fashion show.) We'll custom fit your sweater to your exact requirements using our Knit to Fit "Magic Number" system. You'll also have a sleeveless vest option.

Tuesday
Sept 22, Oct 6, 20, Nov 3, 17
7 to 9 pm
\$60 plus supplies
Teacher: Paula

www.knitdoctor.com
To register call
219-462-1700

Beaded Scarf

Strands of beads hang between stitches in graceful swags on this elegant beaded scarf that doesn't know if it is jewelry or clothing. You will work with beads that come stranded on thread. Heidi will show you how to tie the thread to your working yarn and carefully transfer your beads to the working yarn. Then you will knit the scarf, sliding beads between the stitches to form the scalloped design.

Monday
Sept 28, Oct 5, 12
1 to 3 pm
OR
Saturday
Sept 19, 26, + 1 class TBA
10:30 am to 12:30 pm
\$36 plus supplies
Teacher: Heidi

Baby Surprise Jacket

The Elizabeth Zimmerman Baby Surprise Jacket never fails to delight knitters. The finished piece of knitting looks like nothing at all, but two short seams transform it into a perfect little sweater. Learn the concept on a baby size sweater. Your pattern will also include child and adult versions.

Wednesday
Sept 16, 23, 30
7 to 9 pm
\$36 plus yarn & pattern
Teacher: Susan

Dear Knit Doctor,
How about an Aran cardigan?
Eager Aran Knitter,
Hebron, Indiana
Dear Eager Aran Knitter,
Irish Aran Cardigan is on
the schedule for Winter 2010.
So—finish your crew and you
will be ready for the next
step on your Irish knitting
journey.

Dear Knit Doctor,
 I was very disappointed that the class I wanted to take was not offered during the day. A group of friends of mine had planned to travel together to take the class, and we can't do it at night.
 Day Time Preferred
 Knox, Indiana

Dear Day Time Preferred,
 Next time please call and let us know. We have been know to create a day time version of an evening class when we know there is an interest.

Double Knit Headband

Double knitting produces a warm two-layer fabric. Heidi has created a headband that will be your perfect introduction to this technique. You will work with two colors of yarn at the same time and make a small diamond pattern. Your headband will be completely reversible with the two colors trading places with each other. You'll also get to see the dramatic, over the top piece that Heidi made from the new book, Double Knitting: Reversible Two-Color Designs, by M'Lou Baber.

Monday
 Oct 19, 26, Nov 2
 1 to 3 pm
 OR
 Saturday
 Oct 24, 31, Nov 7
 3 to 5 pm
 \$40 plus yarn
 Teacher: Heidi

Fair Isle Scarf

Fair Isle knitting involves managing two strands of yarn at the same time. The knitter alternates knitting with one or the other color as dictated by the pattern chart. There are two secrets to Fair Isle knitting. The first is technique and the second is practice. This class will give you both. Debbie will teach you the most effective ways to manage and manipulate two yarns at once. Once you have the technique down, you will be motivated to practice so that you can enjoy wearing this beautiful scarf.


Thursday
 Oct 22, 29, Nov 5
 7 to 9 pm
 \$36 plus supplies
 Teacher: Debbie

Wonderful Wallaby

The hood and kangaroo pouch identify this comfy, beloved design by Carol Anderson of Cottage Creations. It is a pattern for the whole family, from 2 years to very ample adult. You can choose to make it oversized and roomy or you can choose to make it more form fitting for a more contemporary hoodie look.

Tuesday
 Sept 22, 29, Oct 13, 27, Nov 3
 1 to 3 pm
 OR
 7 to 9 pm
 \$60 plus supplies
 Teacher: Kate

www.knitdoctor.com
 To register call
 219-462-1700




Cookie A with Heidi Y: Angee Sock

Cookie A is one of the hottest names in sock design. Her designs are all cuff down and feature lots of texture and detail. The Angee sock is the first in a series of classes that Heidi will be teaching from Cookie A's new book from Interweave Press, Sock Innovation. Experienced sock knitters will find inspiration from Cookie and guidance from Heidi to be an unbeatable combination.

Wednesday
 Oct 7, 14, 21
 7 to 9 pm
 \$42 plus book and yarn
 Teacher: Heid





Sheep's Clothing

knitting supply

60 West Lincolnway
Valparaiso, IN 46383

219-462-1700

M-Tu 12 to 7

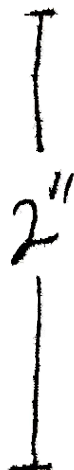
Wed. 10 to 7

Thur. 12 to 9

Fri. 12 to 7

Sat. 10 to 5

www.knitdoctor.com



Needle Felt Pumpkin or Jack o Lantern

This intro class will take you through the basics of needle felting. Think of the skill set to make the basic pumpkin as your introduction to needle felting as sculpture. This skill would apply to future projects such as jewelry, ornaments, sweet little animals, or any small 3-D objects. Your teacher will have several different jack o lantern faces to inspire you, should you choose that option.

Think of the skill set to make the face as your introduction to needle felting as surface embellishment.

Thursday
October 8
7:00 to 8:30 pm
OR

Saturday
October 17
1 to 2:30 pm

\$25 includes supplies
Teacher: Susan Childress