



Sheep's clothing
knitting supply
60 West Lincolnway Valparaiso, IN 46383 219-462-1700
www.knitdoctor.com



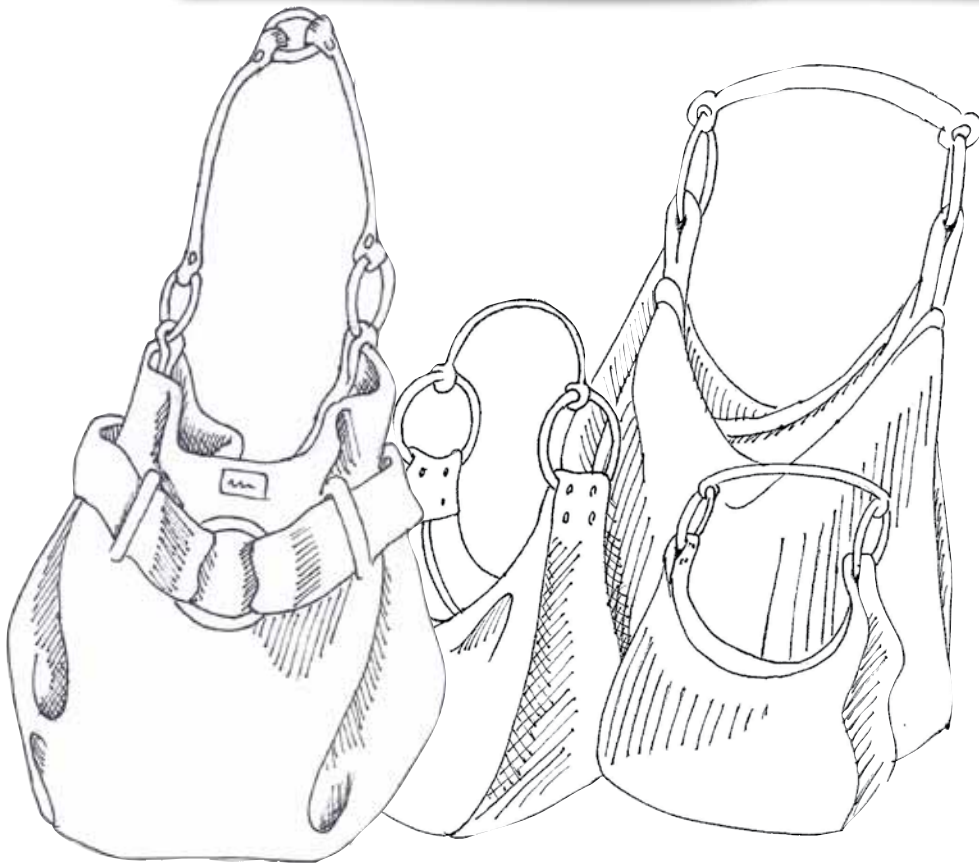
All Day Mitten

Spend a Saturday making a quick mitten for yourself in bulky yarn. You'll learn mitten construction while using our shop mitten pattern which can later be used to knit mittens in your choice of yarn in any size.

Saturday
9 am to 4:00 pm
January 8
\$40 plus supplies
Teacher: Debbie

Winter Classes

2011



Noni Bags: Cinch or Nomad

The Cinch and the Nomad bags from Noni designs are both fashion friendly and beginner friendly. Each bag comes in three sizes. Each bag also has several handle options.

Tuesday
7 to 9 pm
Feb 8, 15, 22, Mar 1
\$48 plus supplies
Teacher: Susan

Felted Mittens

This Fiber Trends pattern is surprisingly quick to knit. It gently curves to mold to your hand in its relaxed position. The warm and thick felted fabric will take you through the coldest part of winter.

Wednesday
7 to 9 pm
Jan 19, 26, Feb 2
\$36 plus supplies
Teacher: Susan

Hat Trio

Your choice of 3 hats:

The flapper cap from the book, *Boutique Knits*, features a side-ways ribbed band with a subtle ruffle trim.

The Mondo Cable Hat by *Chic Knits* uses a wide cable to embellish a tam shape.

Super Cupcake, also by *Chic Knits*, uses single rib around the ears and shaker rib in the crown to create a trendy shape that really does look like a cupcake.

Thursday
4 to 6 pm
Jan 13, 20, 27
\$40 plus supplies
Teacher: Kate

Baby Surprise Jacket

The Elizabeth Zimmerman *Baby Surprise Jacket* is a puzzle in knitting. The finished piece looks like nothing at all, but two short seams transform it into a perfect little sweater. Learn the concept on a baby size sweater. Your pattern will also include child and adult versions to knit for anyone on your list.

Tuesday
1 to 3 pm
Jan 18, 25, Feb 1
\$36 plus supplies
Teacher: Susan

To register call 219-462-1700



Entrelac Tabard

This piece from the new book on entrelac knitting by Rosemary Drysdale is knit in a bulky yarn and features a panel of ribbed entrelac up the front. Heidi has repeated the entrelac panel up the back, making a great design even better.

Monday
1 to 3 pm
Jan 17, 24, Feb 7, 14
\$50 plus supplies
Teacher: Heidi

Tunic

This classic comfy sweater from Cottage Creations can be knit for just about anyone you know from toddler 2 through adult sizes. Choose the tunic length or shorter cropped length. It is worked seamlessly. The garter stitch hem and yoke are worked flat. The stocking stitch body is worked in the round. A perfect project for purlphobic knitters since there is almost no purling.

Tuesday
7 to 9 pm
Jan 25, Feb 8, 15, 22
\$50 plus supplies
Teacher: Kate

Felt Tote

Begin with a very loosely knitted fabric. Toss in the wash, where you will carefully monitor the shrinking process. Felting will smooth over any inconsistencies in your knitting. This beginner friendly design is packed with techniques to apply to future projects. You'll also have the opportunity to play with color using Fibonacci numbers to plan pleasing color stripes.

Thursday
4 to 6 pm
Feb 3, 10, 24
\$40 plus yarn
Teacher: Kate

Dare to Repair

Challenge yourself to understand your knitting in a way that you never have before. In this class we learn the anatomy of a happy, balanced knit stitch. We also learn how stitches fit together to form a knit fabric. We will practice, practice, practice some basic moves. Armed with this knowledge, you will be surprised at what you will dare to repair.

Tuesday
7 to 9 pm
Jan 11, 18, 25
\$36 plus yarn
Teacher: Paula



Lace Back Fingerless Gloves

Enjoy lace knitting without the commitment to a large shawl project. The Churchmouse lace back fingerless gloves have 3 choices of lace and 2 choices for length. The English net lace also has an option for adding beads. Accessible to those new to lace knitting and a fun small project for experienced lace knitters.

Wednesday
7 to 9 pm
Jan 5, 12, 19
\$40 plus supplies
Teacher: Heidi

Winter Dazzle: February 4 and 5:

Downtown Valparaiso winter festival:
ice carving and other events for the whole
family. www.valparaisoevents.com

To register call 219-462-1700

Sleigh Ride Gloves

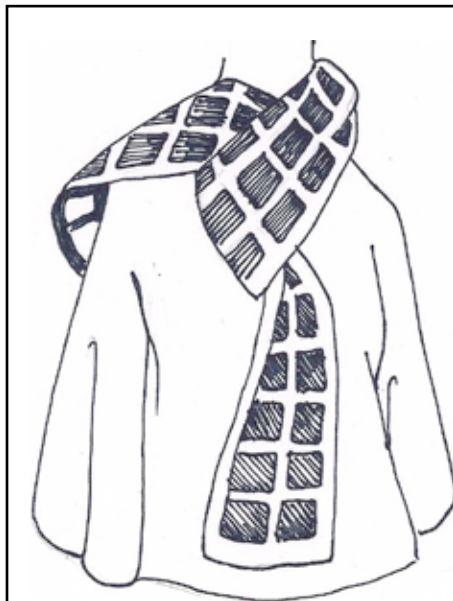
This elaborate design by Deborah Newton is encrusted with cables from the edge of the gauntlet cuff to the tip of every finger. This project is geared toward the more adventurous knitter and is sure to stretch your pattern following skills.

Tuesdays
7 to 9 pm
Feb 1, 8, 15, 22
\$48 plus yarn & pattern
Teacher: Paula

Intarsia

Master intarsia knitting at a gentle, leisurely pace. On the 4th Saturday of each month through October 2011, a new intarsia colorwork block will be introduced. Each block will be a baby step harder than the block before, so that you will gently build your skill set. It's OK if you can't start in January or have to miss a month here or there. We'll just ask that you work the blocks in sequence.

Saturday
3 to 5 pm
Jan 22, Feb 26
\$15 per session
plus materials
Teacher: Paula



Paintbox Scarf

We were introduced to the Paintbox Scarf when designer/teacher Lucy Neatby visited us last fall. It is a double knitting piece best done in two contrasting colorways of Kauni Effektgarn, a yarn that migrates very slowly from one color to another. Your investment in learning this technique will be rewarded with a signature piece.

Wednesday
7 to 9 pm
Jan 26, Feb 2, 9
\$40 plus supplies
Teacher: Heidi

Maggiknits

Maggi's designs combine simple stitch patterns to give the knitter variety. It's impossible to get bored working a Maggi piece because you are never knitting the same thing for very long. The look is a timeless, high fashion statement, making Maggiknits a good wardrobe investment over time and a fun knit now. Debbie's latest Maggi piece is the Trellis Cable Tweed Scarf designed with a shoulder hugging curve.

Saturday
1 to 3 pm
Jan 29, Feb 5, 26, Mar 5
\$50 plus book & yarn
Teacher: Debbie

1 Week
January 15 thru 22:
10% off
storewide
Sale Week

Late Hours:
Weekday evenings
we are open till 7pm.
Thursday till 9pm.

www.knitdoctor.com

To register call 219-462-1700

Lillie or Lyle's Little Sweater

This hooded baby raglan cardigan is sized from newborn to 36 months. Work top down beginning with the hood. Button bands and buttonholes are worked in as you go. There will be absolutely no finishing other than working in your tails. This design works up quickly in a variety of medium weight yarns. Invest some time in learning this design and you will be able to whip up baby gifts in no time at all. Pattern also includes baby doll, preemie, hood only, and no hood versions.

Tuesday
7 to 9 pm
Jan 11, 18, 25, Feb 1
\$48 plus leaflet & yarn
Teacher: Susan

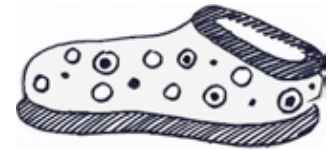
Sweater: Your Choice

Choose your own sweater pattern. You'll learn the best strategies for success including:

- drawing your own schematics
- creating cheat sheets to simplify complex directions
- modifying pattern details to make finishing easier
- adjustments for better fit
- checkpoints along the way to make sure your fit goals are on track

You may find that you learn as much from your classmates' projects as from your own.

Wednesday
7 to 9 pm
Jan 19, 26, Feb 9, 23, Mar 2
\$50 plus supplies
Teacher: Paula



Felt Clogs & Flip Flops

Choose flip flops or clogs in this class. The flip flops are from a Kalamazoo Knits pattern. The clogs are a Fiber Trends pattern. Both patterns will improve your pattern navigation skills as you work through the wrap and turns and increases used for shaping. You'll also be able to decorate your clogs with surface needle felting.

Wednesday
7 to 9 pm
Feb 9 16, 23, Mar 2
\$55 plus supplies
Teacher: Susan

Spinning:

4th Friday
of the month:
4 to 7 pm:
January 28,
February 25

Spinners are invited
to bring their wheels
and spin

Interested in spinning?

This is a great
opportunity to get your
questions answered.

Drop spindle
demonstrations

Books & Class
Supplies always
10% off

Eat Up
Wine Down:
First Thursday
of every month:
Downtown Valparaiso
restaurants

To register call 219-462-1700



Irish Aran Cables: Lumber

Knitters who have completed the Irish aran crew are ready for the lumber. That's the Irish term for cardigan. You've done your preparation work step by step in Debbie's scarf, hat, and crew classes and will be able to concentrate on the new challenges of perfect pockets and flawless button bands.

**Monday
7 to 9 pm**

Jan 10, 17, 31, Feb 21, 28, Mar 7

\$70 plus yarn & pattern

Teacher: Debbie

Irish Aran Cabled Scarf

This class is step one to achieving your goal of knitting Irish Aran sweaters. You will learn cable knitting from Debbie as our friend Rosaleen Hegarty has taught it to her production knitters in Ireland. This method is not only more efficient, but also more satisfying, because the knitter understands the flow of the stitches.

**Thursday
7 to 9 pm**

Jan 13, 20, 27

**\$40 plus pattern & yarn
Debbie**

Irish Aran Cabled Hat

Step two on your Aran journey--make an Irish Aran hat to match your scarf. You will learn how the size of the diamond motif determines the size of the hat, and how to let the diamond shape guide the decreases for the crown of the hat.

**Thursday
7 to 9 pm**

Feb 3, 10

**\$28 plus pattern & yarn
Teacher: Debbie**

Irish Aran Cables: Crew

Graduates of our first two Irish Aran classes, the scarf and the hat, are ready to begin their first Aran sweater project, a crew neck pullover. This unisex sweater is done in the Carroll family pattern. Debbie will incorporate all the good practices she has learned from Rosaleen Hegarty, our Irish connection. She will teach you the precise ways that all the details are managed in quality production knitting in Ireland.

**Thursday
1 to 3 pm**

Jan 13, 20, Feb 3, 24, Mar 3

\$60 plus yarn & pattern

Teacher: Debbie

To register call 219-462-1700

Beginning Classes

Beginner Project

This hat and scarf combination gives beginners opportunity to polish their basic skills. The class is intended for people who have completed Knitting for Beginners.

\$36 plus supplies

Tuesday
7 to 9 pm
Jan 4, 11, 18

Saturday
8 to 10 am
Jan 8, 15, 22

Monday
7 to 9 pm
Jan 31, Feb 7, 14

Friday
1 to 3 pm
Feb 18, 25, Mar 4

Crochet for Beginners

Begin your crochet future with a set of 3 classes designed to get you comfortable with the basic crochet stitches. You will begin with the classic granny square and a scarf. Basic finishing skills for crochet fabrics will also be included.

Saturday
8 to 10 am
Jan 22, 29, Feb 12
\$60 includes yarn, hook, & booklet

Knitting for Beginners

Learn to knit by making swatches of basic stitches. Emphasis is placed on learning to "see" your stitches so that you can become a confident knitter. Class also includes a taste of lace, cable, and color knitting.

\$60 includes yarn, needle, book, & toolkit

Monday
7 to 9 pm
Jan 3, 10, 17, 24

Friday
1 to 3 pm
Jan 21, 28, Feb 4, 11

Saturday
8 to 10 am
Jan 29, Feb 5, 12, 19

Wednesday
7 to 9 pm
Feb 16, 23, Mar 2, 16

Ongoing Classes

Open Knit:
every Wednesday, 10am to noon

NOK
Night Owl Knitters:
Friday evening preceding 2nd and 4th Saturdays of every month at 7pm


Kids Knit:
every Wednesday, 4 to 5 pm

EBK
Early Bird Knitters:
1st and 3rd Saturday of every month at 8am

Missed a class?
Thursday night is an ideal time to come in and get caught up on your class project.
Open until 9 pm.



To register call 219-462-1700



Sheep's Clothing


knitting supply

60 West Lincolnway
Valparaiso, IN 46383

219-462-1700

M-Tu 12 to 7
Wed. 10 to 7
Thur. 12 to 9
Fri. 12 to 7
Sat. 10 to 5

www.knitdoctor.com



Socks: Toe Up

This sock is an exact upside down version of the cuff down sock. Begin at the toe with a figure 8 double sided cast on and immediately start increasing for the foot. Turn the heel and knit the cuff to desired length and finish with a non-binding cast off.

Saturday

10:30 am to 12:30 pm
Feb 12, 19, 26, Mar 5
\$50 plus supplies
Teacher: Heidi

Socks: Cuff Down

Begin your sock at the cuff so you will have plenty of time to get comfortable knitting in the round on small needles before learning how to shape the heel and toe. Finish the sock with kitchener stitch so that there will be no seam at the toe of your socks.

Saturday

10:30 am to 12:30 pm
Jan 15, 22, 29, Feb 5
\$50 plus supplies
Teacher: Heidi