

Sheep's  
Clothing  
knitting supply  
Spring 2009

Every class you  
take at Sheep's  
Clothing comes  
with a  
Make Your Own  
Sale Day coupon


Class  
Supplies  
always  
10% off

Maggi Jackson  
Trunk Show  
Wednesday, April 15 to  
Saturday, April 18  
20 Maggi garments  
for you to see

Books  
are  
always  
10% off

Late  
Hours:  
Weekday evenings  
we are open till 7pm.  
Thursday till 9pm.

Mark your calendar:  
**Friday evening, July 10, and Saturday, July 11:**

  
Sheep's Clothing

**SUMMER  
CAMP**

Sheep's Clothing  
Spring, 2009 News

Spring 2009:

To register call 219-462-1700

# Beginning Classes

## Knitting for Beginners

Learn to knit by making swatches of basic stitches. Emphasis is placed on learning to "see" your stitches so that you can become a confident knitter. Class also includes a taste of lace, cable, and color knitting.

Tuesday	Thursday	Saturday
March 24, 31, April 7, 14 7 to 9 pm	March 26, April 2, 9, 16 12:30 to 2:30 pm	April 4, 11, 18, 25 10:30 am to 12:30 pm

\$60 includes yarn, needle, book, & toolkit

## Crochet for Beginners

Learn the basic crochet stitches in this class. Class one will be a chain stitch and single crochet scarf. Class two will be granny squares. Class three will teach you the assembling and finishing skills needed to complete a crochet project.

Monday	Friday
March 23, 30, April 6 7 to 9 pm	April 17, 24, May 1 12:30 to 2:30 pm

\$60 includes yarn, hook, & booklet

## Beginner Project

This hat and scarf combination gives beginners the opportunity to polish their basic skills. The class is intended for people who have completed Knitting for Beginners.

\$36 plus supplies

Monday  
March 23,  
30, April 6  
7 to 9 pm

Tuesday  
April 21, 28,  
May 5  
7 to 9 pm

Thursday  
April 23,  
30, May 7  
12:30 to  
2:30 pm

Saturday  
April 4, 11, 18  
8 to 10 am

Saturday  
May 2,  
16, 23  
10:30 to  
12:30 pm

## Intermediate Crochet

Move beyond basic crochet skills by making a chevron scarf with self striping sock yarn, a facecloth with post stitches, and get acquainted with crochet charts.

Tuesday April 7, 14, 21 12:30pm to 2:30pm  
\$50 plus supplies

# Ongoing Classes

**Open Knit:**  
every Wednesday, 10am to noon

  
**Kids Knit:**  
every Wednesday, 4 to 5 pm

  
**Early Bird Knitters:**  
1st and 3rd Saturday  
of every month at 8am

  
**Night Owl Knitters:**  
Friday evening preceding  
2nd and 4th Saturdays  
of every month at 7pm

Sheep's Clothing  
Spring, 2009 News

# Spring 2009 Project Classes

## Rambling Rows

This Cottage Creations blanket design is worked in small rectangular modules. Each new rectangle is picked up and knitted on to the work you've already done so that there will be no sewing up involved. The garter stitch fabric is spongy, drapery, and cuddly--perfect for a baby in the small size. Work one of the larger sizes and enhance the comfort and beauty of your home.


Wednesday  
April 1, 8, 15  
6:30 to 8:30 pm  
Teacher: Susan  
\$36 plus leaflet & yarn

## Crayon Box Jacket

Chris Blysm's design for a Channel style jacket is sized for children through adults.

It is a modular garment worked in squares knitting on to adjoining squares. Each square combines "diva" yarns with base yarns in a way to show off the best features of both. Debbie will guide you in creating an attractive balance of colors and textures in your garment.

Monday  
April 13, 20, May 4, 11, 18  
1 to 3 pm  
Teacher: Debbie  
\$60 plus supplies



## Triinu Scarf

Join Heidi, our lace knitting expert, and make the Triinu Scarf from Nancy Bush's latest book, *Knitted Lace of Estonia*. This beautiful piece uses the textural element called the "nupp" (rhymes with soup) that is typical of knitted lace from this part of the world. This rectangular piece will also help you see how much easier it is to work lace from a chart than from verbal directions.

Wednesday  
April 15, 22, 29  
7 to 9 pm  
Teacher: Heidi  
\$36 plus book and yarn

## Lillie or Lyles Little Sweater

This hooded baby raglan cardigan is sized from newborn to 36 months. Work top-down beginning with the hood. Button bands and button holes are worked in as you go. There will be absolutely no finishing other than working in your tails. This design works up quickly in a variety of medium weight yarns. Invest some time in learning this design and you will be able to whip up baby gifts in no time at all.

Wednesday  
April 22, 29, May 6, 13  
6:30 to 8:30 pm  
Teacher: Susan  
\$48 plus leaflet & yarn

## Canal du Midi Sock: Knitting on the Road

Change your sock knitting up a bit while working the Canal du Midi sock from *Knitting on the Road* by Nancy Bush. It is embellished with crossed stitches forming a zigzag pattern. You will also learn a different way of casting on, turning the heel, and closing the toe.

Hang on to your book like you would your passport and you will be ready to travel with Kate to a new sock knitting destination with each new class schedule. This is the first in a series that Kate is planning for experienced sock knitters looking for new challenges. Each class schedule will feature a new sock with new embellishments and heel and toe features.

Saturday  
April 25, May 2, 16, 23  
8 to 10 am  
Teacher: Kate  
\$48 plus book and yarn

Dear Knit Doctor  
People say that charts are easier to follow than written out directions, but every time I look at a chart, my mind goes into a tail spin. I just don't understand charts.

Uncharted Territory,  
Valparaiso, Indiana

Dear Uncharted  
What you need is a little hand holding at the beginning of a charted project. A rectangular piece, such as the Triinu Scarf, is the perfect place to begin. With the guidance of a good teacher and a little patience on your part, you will soon understand how charts work and how they actually make your knitting life easier.

## Maggiknits

Three garments will be featured in Maggi classes this session. The **Eyrecourt sweater** is from Maggi Book 16, Irish Fashion Knits. This spring-summer-fall sweater is a drop shoulder design with short sleeves worked in linen with signature Maggi embellishments. Make the **matching bag** to complete your outfit. Our **two featured wraps** are class only exclusive designs. The Square Holed Wrap is triangular and features rectangular cut outs. The Multi-Mix Yarn Shawl has a split cowl neck. Each design uses a variety of Maggi yarns combined with very simple stitch patterns embellished with buttons and enhanced with very simple embroidery. In true Maggi style, each of these pieces can be worn in several different ways. You may also choose a design from any of Maggi's books as your class project.

\$50 plus book & yarn

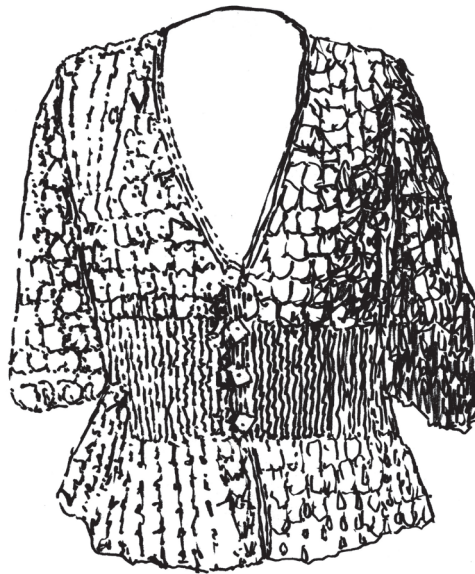
Monday  
April 6, 13, 20, 27  
7 to 9 pm

or  
Thursday  
May 7, 14, 21, 28  
1 to 3 pm

## Wonderful Wallaby

The hood and kangaroo pouch identify this comfy, beloved design by Carol Anderson of Cottage Creations. It is a pattern for the whole family, from 2 years to very ample adult. You can choose to make it oversized and roomy or you can choose to make it more form fitting for a more contemporary hoodie look.

Monday  
April 13, 20, May 4, 11  
7 to 9 pm  
Teacher: Kate  
\$48 plus supplies



## Broomstick Lace Crochet Cardigan

Broomstick crochet or Jiffy Lace was popular in the '70's. This lace was indeed worked on broomsticks and may have been a pioneer technique to produce thick, warm items quickly. Jennifer's broomstick cardigan will be worked with a small crochet hook and a big knitting needle--so leave your broomstick at home. We think you will agree that Koigu is a perfect yarn choice. The hourglass waist shaping worked with post stitches may be your favorite part of this design, or you can choose to eliminate it for a different look.

Monday  
April 20, 27, May 4, 11, 18  
7 to 9 pm  
Teacher: Paula  
\$50 plus leaflet & yarn

## Crochet Motif Afghan

Nicky Epstein has designed a crochet afghan that is sure to put a smile on the face of any crocheter. It is an extravagant assemblage of highly textured crochet motifs. We will be working from her book, *Crocheting on the Edge*, where all the motifs are clearly charted as well as written out, so you can choose the instruction format that works best for you. This class will be offered throughout the year so that you will have support throughout this long project.

Saturday  
April 4, 25, May 2, 16  
3 to 5 pm  
Teacher: Paula  
\$50 plus supplies

Dear Knit Doctor,


Call me a frump if you will but why can't I make a plain old ordinary cardigan or pullover in wool even if it is spring?

Frump  
Valparaiso, Indiana

Dear Frump,

You can knit whatever kind of sweater you want at whatever time of year you like and we will be here to help you. In fact, you are very wise to knit ahead for the next season. Your wool sweater will be done in time for cooler weather next fall instead of being on your needles.

[www.knitdoctor.com](http://www.knitdoctor.com)



## Knit to Fit: Graph Paper Sweater

This knit to fit design is highly recommended for those new to sweater knitting. A simple knit and purl basket weave pattern gives us several advantages. It makes an attractive all over pattern that lays flat and needs minimal edging and finishing. Row and stitch counting will be a snap because our grid design allows us to see clearly how the parts of the sweater line up with one another. Your mattress stitch seams will be flawless because your sweater will be planned to make this finishing task a joy instead of a chore. Your graph paper sweater will be a first sweater to be proud of and the experience will make it much easier for you to understand and tackle other sweater designs.

Tuesday

March 31, April 7, 21, 28, May 5, 12  
7 to 9 pm

Teacher: Paula  
\$60 plus supplies

## Pinecones and Fans Doily

Thread crochet has been the creative outlet for many generations of crocheters. Experience working with size 10 cotton while making this 6 X 6 inch square doily that BJ has designed. Make 3 or more and join

to make a table runner. The last row of the motif is designed to make it easy for you to join neighboring squares together as you go.

Saturday

April 18, 25

2:00 to 4:00 pm

Teacher: BJ

\$40 plus yarn

## Diagonal Granny Crochet Scarf

Victorians called the stitch that BJ uses in this scarf "Crazy Stitch." You'll notice the familiar group of 3 double crochets that form the basic unit of a granny square being worked in diagonal rows in stair steps. This stitch is perfect for using lightweight self striping yarns such as Noro Kureyon Sock yarn.

Friday

May 8, 15

12:30 to 2:30 pm

Teacher: BJ

\$30 plus materials

## Knit to Fit: Top Down: Spring Shapes

Did you know that a basic top down raglan sweater, shrug, and kimono cousin all start out almost exactly the same way? In this class you can work any of these shapes in a lighter weight yarn looking forward to warmer days ahead. You can also try our new top down raglan shape, the super hero cape. You will feel super in this short-sleeved shape with minimal fronts, and a hint of a cape fluttering behind you.

Wednesday

April 22, 29, May 6, 13, 20

7 to 9 pm

Teacher: Paula

\$50 plus yarn

## Butterfly Vest

This Elizabeth Zimmerman design will make you a master of short row knitting. Knit in garter stitch, EZ's fave stitch, your yarn choice will determine whether your vest is a special occasion piece or a casual layering garment. This piece is a good choice for gift knitting as it is not meant to be a fitted garment.

Tuesday

May 5, 12, 19, 26

1 to 3 pm

Teacher: Kate

\$50 plus supplies

## Double Knit Headband

Double knitting produces a warm two layer fabric. Heidi has created a headband that will be your perfect introduction to this technique. You will work with two colors of yarn at the same time and make a small diamond pattern. Your headband will be completely reversible with the two colors trading places with each other. You'll also get to see the dramatic, over the top piece that Heidi is working on from the new book, Double Knitting: Reversible Two-Color Designs, by M'Lou Baber.

Wednesday

April 1, 8

7 to 9 pm

Teacher: Heidi

\$30 plus yarn

Dear Knit Doctor,  
How long does it take to knit  
a pair of socks?

Curious  
Wanatah Indiana

Dear Curious,  
1st sock: Longer than you  
think 2nd sock: Less time  
than the 1st sock 10th  
sock: Not very long at all

## Needle Felted Bear

Learn three dimensional needle felting while creating a tiny teddy bear, designed by guest teacher, Susan Childress. Your felting needle is a tool that the fiber arts world has borrowed from industry. A bed of these needles is used by industry to create dense wool blankets. We'll use just one needle at a time to hand sculpt our bear, first forming body sections, needle felting the sections together, and finishing with the facial features that will give your bear its own personality.

Saturday  
April 11

noon to 5pm

Teacher: Susan Childress  
\$30 includes supplies

## Beaded Scarf

This elegant scalloped edge scarf doesn't know whether it is jewelry or clothing. It can be dressed up or down depending on your yarn and bead choices. You will work with beads that come stranded on thread. Heidi will show you how to tie the thread to your working yarn and carefully transfer your beads to the working yarn. Then you will knit your scarf, sliding beads between the stitches to form the scalloped design.

Friday  
April 17, 24  
3 to 5 pm

Teacher: Heidi  
\$24 plus supplies

## Irish Aran Cabled Scarf

This is our entry level Irish cable project. Knit a cabled scarf with Debbie, who has been studying with Rosaleen Hegarty, our Irish friend who manages a business in Ireland producing Aran knits for ready to wear. Rosaleen has taught Debbie in the same manner that she teaches her production knitters. Her methods combine the best of tradition with the most efficient ways to get the job done. Your scarf will be worked in traditional Irish Aran yarn. There are many methods out there to cable without a cable needle, but Rosaleen's has been thoroughly tested by her cottage knitters and is the most efficient we've seen so far.

Thursday

April 2, 9, 16

1 to 3 pm

Teacher: Debbie  
\$40 plus yarn

## Irish Aran Cables: Crew

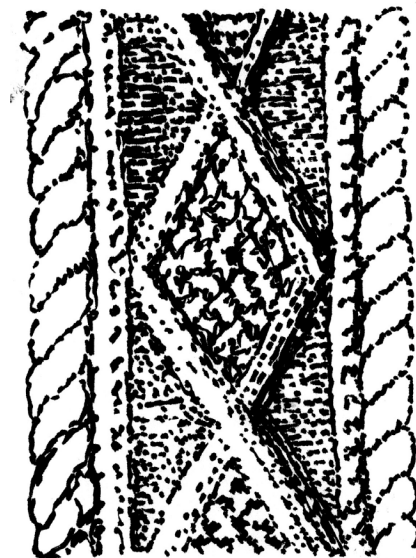
Graduates of Irish cable scarf and hat class will enjoy moving on to a raglan crew pullover worked in the Carroll family pattern. Debbie has had more training with Rosaleen, our Irish connection. She's eager to work you through a full sweater with Rosaleen's proven methods. She will share with you the precise ways that all the details are managed in quality production knitting in Ireland.

Saturday

Mar 28, April 4, 18, May 2, 16

3 to 5 pm

Teacher: Debbie  
\$60 plus yarn



## Irish Aran Cabled Hat

Now that you've learned the basic Irish Aran scarf, cast on again and decrease along the lines of the classic diamond shape motif to shape the top of your hat.

Thursday

April 23, 30

1 to 3 pm

Teacher: Debbie  
\$26 plus yarn

## Fair Isle Scarf

Fair Isle knitting involves managing two strands of yarn at the same time. The knitter alternates knitting with one or the other color as dictated by the pattern chart. There are two secrets to Fair Isle knitting. The first is technique and the second is practice. This class will give you both. Debbie will teach you the most effective ways to manage and manipulate two yarns at once. Once you have the technique down, you will be motivated to practice so that you can enjoy wearing this beautiful scarf.

Thursday


April 16, 23, 30

7 to 9 pm

Teacher: Debbie  
\$36 plus supplies

To register call 219-462-1700

Sheep's Clothing  
Spring, 2009 News



## Flapper Hat

Laura Irwin's book of accessory projects, *Boutique Knits*, was heavily inspired by Flapper era fashion. We'll make the sweet hat from the cover of this book and learn to pick up stitches along a vertical edge flawlessly.

Wednesday  
April 1, 8 plus 1 class TBA  
7 to 9 pm  
Teacher: Paula  
\$30 plus book and yarn

## Socks: Cuff Down

Learn socks in the traditional western European method. Beginning with the straight cuff will give you plenty of time to get comfortable knitting in the round on small needles before learning the intricacies of shaping the heel and toe. You will finish by closing your toe with kitchener stitch so that there will be no seam at the toe of your socks.

Wednesday  
May 6, 13, 20, 27  
7 to 9 pm  
Teacher: Heidi  
\$48 plus supplies

## Cables Untangled Throw, Wrap, or Baby Blanket

Join the cable club and meet once a month to make progress on the beautiful cover piece from Melissa Leapman's book, *Cables Untangled*. You will be embarking on a long but satisfying journey into the land of Celtic cable knitting. This project is suitable for novice cable knitters and more experienced cable knitters alike. It will also be a great opportunity to become thoroughly comfortable with chart reading.

This class is open to people jumping into this long project and to people continuing from the previous session.

Saturday  
April 18, May 2, 16  
12:30 to 2:30 pm  
Teacher: Debbie  
\$36 plus supplies

## Felt Tote

Begin with a very loosely knitted fabric. Toss in the wash where you will carefully watch the shrinking process. Felting will smooth over any inconsistencies in your knitting. This beginner friendly design is packed with lessons to apply to future projects: crochet cast on, picking up stitches, and planning effective color stripes.

Tuesday  
May 12, 19, 26  
7 to 9 pm  
Teacher: Kate  
\$36 plus supplies

## Ribwarmer

This Elizabeth Zimmerman vest makes a great transitional garment. Navigate your way through this piece using EZ's favorite techniques, short row shaping and mitered corners. Your class project will have a stand up collar and I-cord edging. Kate will also help you make custom size adjustments.

Tuesday  
April 7, 14, 21, 28  
1 to 3 pm  
Teacher: Kate  
\$48 plus yarn & leaflet

[www.knitdoctor.com](http://www.knitdoctor.com)


Dear Knit Doctor,  
Here we are looking forward to warm weather. Why would I want to knit a headband in the spring?

Warm at Last,  
Northwest Indiana

Dear Warm at Last,  
We have many weeks of up and down weather here in Northwest Indiana. Imagine how much more you will enjoy walking your dog in the late evening or early morning hours if your ears are cozy and warm. Headbands are not just for winter. They are to heads what fingerless gloves are to hands—perfect when you need some warmth but not too much.

To register call 219-462-1700

Sheep's Clothing  
Spring, 2009 News



## Sheep's Clothing

knitting supply

60 West Lincolnway  
Valparaiso, IN 46383  
219-462-1700

M-Tu 12 to 7  
Wed. 10 to 7  
Thur. 12 to 9  
Fri. 12 to 7  
Sat. 10 to 5

[www.knitdoctor.com](http://www.knitdoctor.com)



# Make Your Own Sale Day

Bring this coupon into the store anytime in the month of April and enjoy 10% off on your purchases. Offer can be used one time only per person in the month of April.

Name \_\_\_\_\_

Address \_\_\_\_\_

City \_\_\_\_\_ State \_\_\_\_\_

Phone \_\_\_\_\_

Sheep's Clothing  
Spring, 2009 News